

## Seussical Jr. Hair & Makeup

### **Important things to know, PLEASE read:**

- Please make sure hair and makeup is done **BEFORE** coming to school for our performances.
- All hair (boys & girls) must be sprayed back so it is out of their face and looks neat.
- ALL BOYS: \* includes Young Kangaroo**
  - Hair- must be out of your face with hairspray or pins.
  - Makeup- Basic stage makeup. Foundation, blush, mascara

Email Ms. Oliveri with any questions!  
aoliveri@mineola.k12.ny.us

## Ensemble Groups:

### 1) Wickershams

Hair: Two french braids (strongly preferred) **or** a slicked back low bun

Boys slick hair back.



Makeup: Neutral stage makeup

- Foundation
- Mascara
- Blush
- Brown or no lipstick

## 2) Jungle

Hair: Ponytail slicked back


Makeup:

- Foundation
- Blush
- Mascara
- Eyeshadow- keep it light & simple (pinks, blues, or purple)
- Pink lipstick

Boys:

Hair- must be out of your face with hairspray or pins.

Makeup- Basic stage makeup. Foundation, blush, mascara






### 3) Whos

Hair: You can do your hair in a wacky way that will STAY up & be **secure** while you are dancing. Please look at photos for reference & do not add headbands or accessories to hair.

If not- a high bun is great!

Makeup is on the next page...



## Whos Continued...

### Makeup:

- Foundation
- Mascara
- Pink blush for a bright rosy cheek (more than you usually would put on)
- Pink blush on the tip of your nose
- Neutral lip color

### Boys:

Hair- must be out of your face with hairspray or pins but could also be wacky!

Makeup- Basic stage makeup. Foundation, blush, mascara

#### 4. **Dancers**

Hair: Out of your face in a high ponytail

Makeup:

- Foundation
- Blush
- Mascara
- Bright lipstick (pink or red)
- We will provide & apply eyeshadow for you at school before the show.**

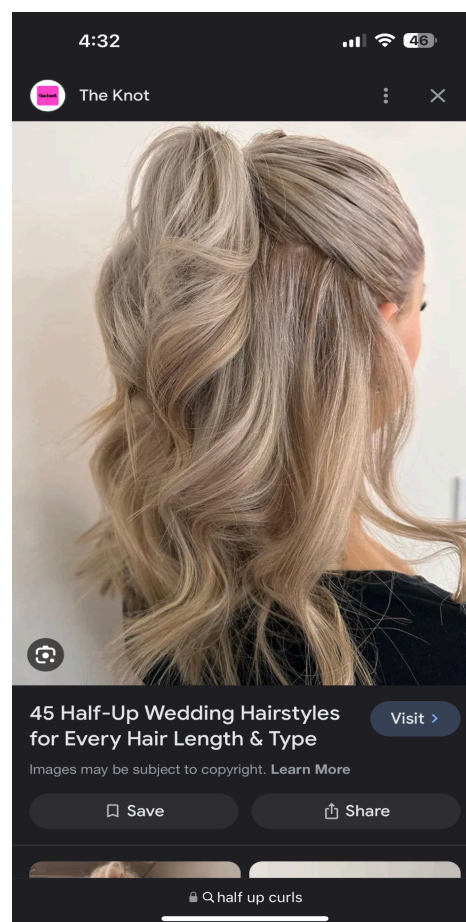
## 4) Bird Girls

### Hair:

Half up half down with curls. You are wearing headbands, so the hair that is up in the back should sit higher on your head.

### Makeup: FUN!

- Foundation
- Blush
- Mascara
- Bright pink lip
- We will provide & apply eyeshadow for you at school before our shows.**



## LEADS & FEATURED PARTS:

### **Mayzie:**

Hair- Half up, half down in **big** curls.

Makeup: Please come to school with foundation, blush, mascara and a bright red lip. **We will provide eye shadow for you.**






## Gertrude:

Hair- Pigtail on the sides of your head (no tight curls) You want to look as plain as possible.

Makeup- Foundation, Mascara, pink blush for a rosy cheek (more than you usually would put on) and a light pink lip. **We will do your eye makeup for you.**



**Cat:**

Hair- Low Bun slicked back

Makeup- Foundation, Mascara, pink blush for a rosy cheek and a bright red lip.

**Sour Kangaroo:**

Hair- half up, half down in curls

Makeup- Foundation, Mascara, blush and a darker lip color (a deeper red).

For eyeshadow, maybe a simple color to match her costume!

## Thing 1 and Thing 2:

Makeup-

Please come in with:

Foundation, mascara, pink cheeks and a pink lip color. We will do the freckles, blue eyeshadow & eyebrows for you at school.



**Jojo:**

Makeup: Foundation, Mascara, pink blush for a rosy cheek (more than you usually would put on) and a neutral lip. Maybe we can add some fake freckles :)

Hair: Three fun buns!?! (we can talk about this, I know your hair is long)



**Mr. Mayor:**

Hair- Slicked to the side & out of your face

Makeup- Foundation, mascara, rosy pink blush (more than you would normally use) and a neutral lip

**Mrs. Mayor:**

Hair- Curls and pinned up or back in the front.

Makeup- Foundation, mascara, pink blush (more than you would normally use), pink lip

**Horton:**

Foundation, mascara, blush and neutral lip